

# CLS Events

Description:

Date Created: 12/8/2009 3:46:00 PM

Date Range: 12/15/2009 12:00:00 AM - 6/30/2010 11:59:00 PM

Total Respondents: 18







Q1. Which event are you evaluating?			
Count	Percent		
1	5.56%		Presentation
1	5.56%		Workshop
16	88.89%		Campus/Community Forum
18 Respondents			

Q2. On which date did you attend the event?			
Count	Percent		
14	100.00%		mm/dd/yyyy
14 Respondents			







Q3. How did you hear about the Center for Leadership and Service event? (Check all that apply)					
Count	Respondent %	Response %			
3	23.08%	16.67%		Flyer/poster	
1	7.69%	5.56%		Walking by	
3	23.08%	16.67%		Web page/website	
6	46.15%	33.33%		Referral by staff/faculty	
3	23.08%	16.67%		Referral by friends/other students	
2	15.38%	11.11%		Orientation	
0	0.00%	0.00%		Newspaper	
0	0.00%	0.00%		Other (please specify)	
13 Respondents					
18 Responses					

Q4. Why were you attracted to this event? (Check all that apply)					
Count	Respondent %	Response %			
8	61.54%	50.00%		The topic was of interest to me.	
0	0.00%	0.00%		I have difficulties in this area.	
1	7.69%	6.25%		It was required/extra credit for a class.	
4	30.77%	25.00%		I wanted to hear others' views on this topic.	
2	15.38%	12.50%		I wanted a chance to discuss the topic with others.	
0	0.00%	0.00%		There was an incentive, such as free food or giveaways.	
1	7.69%	6.25%		I accompanied a friend who wanted to attend.	
0	0.00%	0.00%		Other (please specify)	
13 Respondents					
16 Responses					



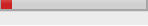



Q5. Please indicate your level of agreement with the following statement: - The event facilitator(s) used time efficiently to convey the subject.

Count	Percent		
8	61.54%		Strongly agree
4	30.77%		Moderately agree
0	0.00%		Neither agree nor disagree
0	0.00%		Moderately disagree
1	7.69%		Strongly disagree
0	0.00%		Not applicable
13 Respondents			







Q6. Please indicate your level of agreement with the following statement: - The event facilitator(s) encouraged discussion.

Count	Percent		
8	61.54%		Strongly agree
4	30.77%		Moderately agree
0	0.00%		Neither agree nor disagree
0	0.00%		Moderately disagree
1	7.69%		Strongly disagree
0	0.00%		Not applicable
13 Respondents			

Q7. Please indicate your level of agreement with the following statement: - The event facilitator(s) maintained the focus of discussion.

Count	Percent		
8	61.54%		Strongly agree
2	15.38%		Moderately agree
1	7.69%		Neither agree nor disagree
1	7.69%		Moderately disagree
1	7.69%		Strongly disagree
0	0.00%		Not applicable
13 Respondents			

Q8. Please indicate your level of agreement with the following statement: - The event facilitator(s) adequately answered questions about the topic.

Count	Percent		
8	61.54%		Strongly agree
2	15.38%		Moderately agree
1	7.69%		Neither agree nor disagree
1	7.69%		Moderately disagree
1	7.69%		Strongly disagree
0	0.00%		Not applicable
13 Respondents			

Q9. Overall, how would you rate the event facilitator?

Count	Percent		
8	61.54%		Excellent
3	23.08%		Good
1	7.69%		Average
0	0.00%		Below average
1	7.69%		Poor
13	Respondents		

Q10. What were the event facilitator's strengths?

Count	Percent	
7	100.00%	
7	Respondents	

Q11. What should the event facilitator improve?

Count	Percent	
5	100.00%	
5	Respondents	

Q12. Would you recommend this facilitator to other students?

Count	Percent		
11	84.62%		Yes (please explain)
2	15.38%		No (please explain)
13	Respondents		

Q13. Please indicate your level of agreement with the following statement: - The event was well organized and informative.

Count	Percent		
9	69.23%		Strongly agree
2	15.38%		Moderately agree
1	7.69%		Neither agree nor disagree
0	0.00%		Moderately disagree
1	7.69%		Strongly disagree
0	0.00%		Not applicable
13	Respondents		

Q14. Please indicate your level of agreement with the following statement: - The event enlightened new perspectives/points of view on the topic.

Count	Percent		
7	53.85%		Strongly agree
4	30.77%		Moderately agree
0	0.00%		Neither agree nor disagree
0	0.00%		Moderately disagree
1	7.69%		Strongly disagree
1	7.69%		Not applicable
13	Respondents		

Q15. Please indicate your level of agreement with the following statement: - The event enhanced my knowledge of the subject matter as a result of attending this workshop.

Count	Percent		
9	69.23%		Strongly agree
3	23.08%		Moderately agree
0	0.00%		Neither agree nor disagree
1	7.69%		Moderately disagree
0	0.00%		Strongly disagree
0	0.00%		Not applicable
13 Respondents			

Q16. Was the length of the event effective?

Count	Percent		
9	69.23%		Yes
0	0.00%		No
4	30.77%		I don't know.
13 Respondents			

Q17. Please rate the event overall:

Count	Percent		
8	61.54%		Excellent
3	23.08%		Good
1	7.69%		Average
0	0.00%		Below average
1	7.69%		Poor
13 Respondents			

Q18. Do you have any additional comments or suggestions?

Count	Percent		
2	25.00%		Yes (please explain)
6	75.00%		No
8 Respondents			