

# Teacher Education Fair Recruiter Survey - Spring 2009

Description:

Date Created: 3/26/2009 11:22:36 AM

Date Range: 3/30/2009 12:00:00 AM - 5/1/2009 11:59:00 PM

Total Respondents: 7

Q1. Please indicate the type of organization you were on campus to represent:

Count	Percent		
0	0.00%	<input type="checkbox"/>	Business/industry
1	14.29%	<input type="checkbox"/>	Graduate or professional school
6	85.71%	<input checked="" type="checkbox"/>	K-12 school or school system
0	0.00%	<input type="checkbox"/>	Federal or state government agency
0	0.00%	<input type="checkbox"/>	Non-profit organization
7 Respondents			

Q2. How well did the UNCP Teacher Education Fair meet your current recruiting needs?

Count	Percent		
2	28.57%	<input checked="" type="checkbox"/>	Extremely well
3	42.86%	<input checked="" type="checkbox"/>	Very well
1	14.29%	<input checked="" type="checkbox"/>	Moderately well
1	14.29%	<input checked="" type="checkbox"/>	Slightly well
0	0.00%	<input type="checkbox"/>	Not at all well
7 Respondents			

Q3. Please rate the following regarding the UNCP Teacher Education Fair: - Online registration process

Count	Percent		
5	71.43%	<input checked="" type="checkbox"/>	Excellent
1	14.29%	<input checked="" type="checkbox"/>	Good
0	0.00%	<input type="checkbox"/>	Average
0	0.00%	<input type="checkbox"/>	Below average
0	0.00%	<input type="checkbox"/>	Poor
1	14.29%	<input checked="" type="checkbox"/>	Not applicable
7 Respondents			

Q4. Please rate the following regarding the UNCP Teacher Education Fair: - On-site check-in process

Count	Percent		
6	85.71%	<input checked="" type="checkbox"/>	Excellent
1	14.29%	<input checked="" type="checkbox"/>	Good
0	0.00%	<input type="checkbox"/>	Average
0	0.00%	<input type="checkbox"/>	Below average
0	0.00%	<input type="checkbox"/>	Poor
0	0.00%	<input type="checkbox"/>	Not applicable
7 Respondents			

Q5. Please rate the following regarding the UNCP Teacher Education Fair: - Continental breakfast

Count	Percent		
5	71.43%		Excellent
1	14.29%		Good
0	0.00%		Average
0	0.00%		Below average
0	0.00%		Poor
1	14.29%		Not applicable
7 Respondents			

Q6. Please rate the following regarding the UNCP Teacher Education Fair: - Lunch

Count	Percent		
5	71.43%		Excellent
0	0.00%		Good
0	0.00%		Average
0	0.00%		Below average
0	0.00%		Poor
2	28.57%		Not applicable
7 Respondents			

Q7. Please rate the following regarding the UNCP Teacher Education Fair: - Physical arrangement of fair

Count	Percent		
6	85.71%		Excellent
1	14.29%		Good
0	0.00%		Average
0	0.00%		Below average
0	0.00%		Poor
0	0.00%		Not applicable
7 Respondents			

Q8. Please rate the following regarding the UNCP Teacher Education Fair: - Size of display area

Count	Percent		
6	85.71%		Excellent
1	14.29%		Good
0	0.00%		Average
0	0.00%		Below average
0	0.00%		Poor
0	0.00%		Not applicable
7 Respondents			

Q9. Please rate the following regarding the UNCP Teacher Education Fair: - Length of the fair

Count	Percent		
5	71.43%		Excellent
2	28.57%		Good
0	0.00%		Average
0	0.00%		Below average
0	0.00%		Poor
0	0.00%		Not applicable
7 Respondents			

Q10. Please rate the following regarding the UNCP Teacher Education Fair: - Parking and shuttle arrangements

Count	Percent		
4	57.14%		Excellent
0	0.00%		Good
3	42.86%		Average
0	0.00%		Below average
0	0.00%		Poor
0	0.00%		Not applicable
7 Respondents			

Q11. Please rate the following regarding the UNCP Teacher Education Fair: - Employer packet

Count	Percent		
6	85.71%		Excellent
1	14.29%		Good
0	0.00%		Average
0	0.00%		Below average
0	0.00%		Poor
0	0.00%		Not applicable
7 Respondents			

Q12. Please rate the following regarding your interactions with students at the UNCP Teacher Education Fair: - Student participation

Count	Percent		
3	42.86%		Excellent
2	28.57%		Good
0	0.00%		Average
2	28.57%		Below average
0	0.00%		Poor
0	0.00%		Unable to judge
7 Respondents			

Q13. Please rate the following regarding your interactions with students at the UNCP Teacher Education Fair: - Student preparedness

Count	Percent		
3	42.86%		Excellent
3	42.86%		Good
0	0.00%		Average
1	14.29%		Below average
0	0.00%		Poor
0	0.00%		Unable to judge
7 Respondents			

Q14. Please rate the following regarding your interactions with students at the UNCP Teacher Education Fair: - Student communication skills

Count	Percent		
5	71.43%		Excellent
0	0.00%		Good
1	14.29%		Average
1	14.29%		Below average
0	0.00%		Poor
0	0.00%		Unable to judge
7 Respondents			

Q15. Please rate the following regarding your interactions with students at the UNCP Teacher Education Fair: - Student professionalism and presentation

Count	Percent		
3	42.86%		Excellent
3	42.86%		Good
0	0.00%		Average
0	0.00%		Below average
1	14.29%		Poor
0	0.00%		Unable to judge
7 Respondents			








Q16. Please rate the following regarding your interactions with students at the UNCP Teacher Education Fair: - Content and format of student resumes

Count	Percent		
4	57.14%		Excellent
1	14.29%		Good
1	14.29%		Average
0	0.00%		Below average
0	0.00%		Poor
1	14.29%		Unable to judge
7 Respondents			


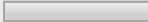




Q17. Did UNCP Faculty visit you during the UNCP Teacher Education Fair?

Count	Percent		
4	57.14%		Yes
3	42.86%		No
7 Respondents			







Q18. Please comment on your interactions with faculty:

Count	Percent														
2	100.00%														
<table border="1"> <thead> <tr> <th>Count</th> <th>Percent</th> <th></th> <th></th> </tr> </thead> <tbody> <tr> <td>1</td> <td>50.00%</td> <td></td> <td>Faculty was professional and friendly.</td> </tr> <tr> <td>1</td> <td>50.00%</td> <td></td> <td>The staff and faculty were very friendly and courteous. I appreciate their hospitality.</td> </tr> </tbody> </table>				Count	Percent			1	50.00%		Faculty was professional and friendly.	1	50.00%		The staff and faculty were very friendly and courteous. I appreciate their hospitality.
Count	Percent														
1	50.00%		Faculty was professional and friendly.												
1	50.00%		The staff and faculty were very friendly and courteous. I appreciate their hospitality.												
2 Respondents															







Q19. Please rate the following regarding the Career Center staff and Career Peers at the UNCP Teacher Education Fair: - Friendliness

Count	Percent		
7	100.00%		Excellent
0	0.00%		Good
0	0.00%		Average
0	0.00%		Below average
0	0.00%		Poor
0	0.00%		Unable to judge
7 Respondents			







Q20. Please rate the following regarding the Career Center staff and Career Peers at the UNCP Teacher Education Fair: - Helpfulness

Count	Percent		
6	85.71%		Excellent
1	14.29%		Good
0	0.00%		Average
0	0.00%		Below average
0	0.00%		Poor
0	0.00%		Unable to judge
7 Respondents			







Q21. Please rate the following regarding the Career Center staff and Career Peers at the UNCP Teacher Education Fair: - Availability

Count	Percent		
7	100.00%		Excellent
0	0.00%		Good
0	0.00%		Average
0	0.00%		Below average
0	0.00%		Poor
0	0.00%		Unable to judge
7 Respondents			




















Q22. Please rate the following regarding the Career Center staff and Career Peers at the UNCP Teacher Education Fair: - Promptness

Count	Percent		
7	100.00%		Excellent
0	0.00%		Good
0	0.00%		Average
0	0.00%		Below average
0	0.00%		Poor
0	0.00%		Unable to judge
7 Respondents			

















Q23. Please rate the following regarding the Career Center staff and Career Peers at the UNCP Teacher Education Fair: - Knowledge

Count	Percent		
7	100.00%		Excellent
0	0.00%		Good
0	0.00%		Average
0	0.00%		Below average
0	0.00%		Poor
0	0.00%		Unable to judge
7 Respondents			


Q24. What was the best thing about the UNCP Teacher Education Fair?

Count	Percent																														
6	100.00%																														
<table border="1"> <thead> <tr> <th>Count</th> <th>Percent</th> <th></th> <th></th> </tr> </thead> <tbody> <tr> <td>1</td> <td>16.67%</td> <td></td> <td>Facility and friendliness.</td> </tr> <tr> <td>1</td> <td>16.67%</td> <td></td> <td>I was pleased with the accommodations and how well the logistics were addressed.</td> </tr> <tr> <td>1</td> <td>16.67%</td> <td></td> <td>Interaction with potential students and other recruiters at the event</td> </tr> <tr> <td>1</td> <td>16.67%</td> <td></td> <td>It's good to see more mathematics education majors!</td> </tr> <tr> <td>1</td> <td>16.67%</td> <td></td> <td>Organization and assistance of the staff.</td> </tr> <tr> <td>1</td> <td>16.67%</td> <td></td> <td>The best thing was being able to meet and talk with the students.</td> </tr> </tbody> </table>				Count	Percent			1	16.67%		Facility and friendliness.	1	16.67%		I was pleased with the accommodations and how well the logistics were addressed.	1	16.67%		Interaction with potential students and other recruiters at the event	1	16.67%		It's good to see more mathematics education majors!	1	16.67%		Organization and assistance of the staff.	1	16.67%		The best thing was being able to meet and talk with the students.
Count	Percent																														
1	16.67%		Facility and friendliness.																												
1	16.67%		I was pleased with the accommodations and how well the logistics were addressed.																												
1	16.67%		Interaction with potential students and other recruiters at the event																												
1	16.67%		It's good to see more mathematics education majors!																												
1	16.67%		Organization and assistance of the staff.																												
1	16.67%		The best thing was being able to meet and talk with the students.																												
6 Respondents																															


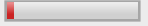


















Q25. What is the most important thing we can do to improve the UNCP Teacher Education Fair?

Count	Percent																										
5	100.00%																										
<table border="1"> <thead> <tr> <th>Count</th> <th>Percent</th> <th></th> <th></th> </tr> </thead> <tbody> <tr> <td>1</td> <td>20.00%</td> <td></td> <td>Invite participants from the greater community as well as UNCP students.</td> </tr> <tr> <td>1</td> <td>20.00%</td> <td></td> <td>More applicants. Birth-thru Kindergarten licensing.</td> </tr> <tr> <td>1</td> <td>20.00%</td> <td></td> <td>N/A</td> </tr> <tr> <td>1</td> <td>20.00%</td> <td></td> <td>The candidates need to dress professionally, have a firm handshake, hold their heads high, smile, and speak with confidence. Candidates need to be able to talk about their educational learning experiences and how well these experiences have prepared them for the teaching profession. More participation from the graduates would better showcase the best of what UNCP has to offer.</td> </tr> <tr> <td>1</td> <td>20.00%</td> <td></td> <td>UNCP Teacher Education Fair is great as is.</td> </tr> </tbody> </table>				Count	Percent			1	20.00%		Invite participants from the greater community as well as UNCP students.	1	20.00%		More applicants. Birth-thru Kindergarten licensing.	1	20.00%		N/A	1	20.00%		The candidates need to dress professionally, have a firm handshake, hold their heads high, smile, and speak with confidence. Candidates need to be able to talk about their educational learning experiences and how well these experiences have prepared them for the teaching profession. More participation from the graduates would better showcase the best of what UNCP has to offer.	1	20.00%		UNCP Teacher Education Fair is great as is.
Count	Percent																										
1	20.00%		Invite participants from the greater community as well as UNCP students.																								
1	20.00%		More applicants. Birth-thru Kindergarten licensing.																								
1	20.00%		N/A																								
1	20.00%		The candidates need to dress professionally, have a firm handshake, hold their heads high, smile, and speak with confidence. Candidates need to be able to talk about their educational learning experiences and how well these experiences have prepared them for the teaching profession. More participation from the graduates would better showcase the best of what UNCP has to offer.																								
1	20.00%		UNCP Teacher Education Fair is great as is.																								
5 Respondents																											

Q26. Was this your first visit to UNCP for on-campus recruiting?

Count	Percent		
2	28.57%		Yes
5	71.43%		No
7 Respondents			

Q27. Will you attend a future Teacher Education Fair at UNCP?

Count	Percent																														
7	100.00%		Yes (please explain)																												
<table border="1"> <thead> <tr> <th>Count</th> <th>Percent</th> <th></th> <th></th> </tr> </thead> <tbody> <tr> <td>1</td> <td>14.29%</td> <td></td> <td>Always a good fair!</td> </tr> <tr> <td>1</td> <td>14.29%</td> <td></td> <td>Depending upon travel budget</td> </tr> <tr> <td>1</td> <td>14.29%</td> <td></td> <td>Great college!</td> </tr> <tr> <td>1</td> <td>14.29%</td> <td></td> <td>I am the principal of a prek - 1st grade school. I am always looking for teachers.</td> </tr> <tr> <td>1</td> <td>14.29%</td> <td></td> <td>I think the economy will be a large factor as future recruiting opportunities are considered.</td> </tr> <tr> <td>1</td> <td>14.29%</td> <td></td> <td>The decision to attend will be the HR Director's decision. If the decision is made to attend I would be willing to return.</td> </tr> </tbody> </table>				Count	Percent			1	14.29%		Always a good fair!	1	14.29%		Depending upon travel budget	1	14.29%		Great college!	1	14.29%		I am the principal of a prek - 1st grade school. I am always looking for teachers.	1	14.29%		I think the economy will be a large factor as future recruiting opportunities are considered.	1	14.29%		The decision to attend will be the HR Director's decision. If the decision is made to attend I would be willing to return.
Count	Percent																														
1	14.29%		Always a good fair!																												
1	14.29%		Depending upon travel budget																												
1	14.29%		Great college!																												
1	14.29%		I am the principal of a prek - 1st grade school. I am always looking for teachers.																												
1	14.29%		I think the economy will be a large factor as future recruiting opportunities are considered.																												
1	14.29%		The decision to attend will be the HR Director's decision. If the decision is made to attend I would be willing to return.																												
0	0.00%		No (please explain)																												
<table border="1"> <thead> <tr> <th>Count</th> <th>Percent</th> </tr> </thead> <tbody> <tr> <td>7</td> <td>100.00%</td> </tr> </tbody> </table>				Count	Percent	7	100.00%																								
Count	Percent																														
7	100.00%																														
7 Respondents																															

Q28. Please indicate your overall satisfaction with the Spring 2009 UNCP Teacher Education Fair:

Count	Percent		
5	71.43%		Very satisfied
1	14.29%		Moderately satisfied
0	0.00%		Neither satisfied nor dissatisfied
1	14.29%		Moderately dissatisfied
0	0.00%		Very dissatisfied
7 Respondents			