

UNCP Career Expo Recruiter Survey - Fall 2008

Description: We will provide a list of e-mail addresses.

Date Created: 9/18/2008 11:45:57 AM

Date Range: 10/15/2008 12:00:00 AM - 12/15/2008 11:59:00 PM

Total Respondents: 32

Q1. Please indicate the type of organization you were on campus to represent:

Count	Percent		
10	31.25%		Business/industry
14	43.75%		Graduate or professional school
0	0.00%		K-12 school or school system
6	18.75%		Federal or state government agency
2	6.25%		Non-profit organization
32	Respondents		

Q2. Please rate the following aspects of the UNCP Career Expo: - Online registration process

Count	Percent		
13	40.63%		Excellent
10	31.25%		Good
3	9.38%		Average
1	3.13%		Below average
1	3.13%		Poor
4	12.50%		Unable to judge
32	Respondents		

Q3. Please rate the following aspects of the UNCP Career Expo: - On-site check-in process

Count	Percent		
22	68.75%		Excellent
7	21.88%		Good
2	6.25%		Average
0	0.00%		Below average
0	0.00%		Poor
1	3.13%		Unable to judge
32	Respondents		

Q4. Please rate the following aspects of the UNCP Career Expo: - Continental breakfast

Count	Percent		
13	40.63%		Excellent
9	28.13%		Good
6	18.75%		Average
0	0.00%		Below average
0	0.00%		Poor
4	12.50%		Unable to judge
32	Respondents		

Q5. Please rate the following aspects of the UNCP Career Expo: - Lunch

Count	Percent		
9	28.13%		Excellent
13	40.63%		Good
3	9.38%		Average
0	0.00%		Below average
0	0.00%		Poor
7	21.88%		Unable to judge
32 Respondents			

Q6. Please rate the following aspects of the UNCP Career Expo: - Physical arrangement of expo

Count	Percent		
13	40.63%		Excellent
15	46.88%		Good
4	12.50%		Average
0	0.00%		Below average
0	0.00%		Poor
0	0.00%		Unable to judge
32 Respondents			

Q7. Please rate the following aspects of the UNCP Career Expo: - Size of display area

Count	Percent		
13	40.63%		Excellent
14	43.75%		Good
5	15.63%		Average
0	0.00%		Below average
0	0.00%		Poor
0	0.00%		Unable to judge
32 Respondents			

Q8. Please rate the following aspects of the UNCP Career Expo: - Length of the expo

Count	Percent		
13	40.63%		Excellent
15	46.88%		Good
4	12.50%		Average
0	0.00%		Below average
0	0.00%		Poor
0	0.00%		Unable to judge
32 Respondents			

Q9. Please rate the following aspects of the UNCP Career Expo: - Parking and shuttle arrangements

Count	Percent		
15	46.88%		Excellent
12	37.50%		Good
3	9.38%		Average
0	0.00%		Below average
0	0.00%		Poor
2	6.25%		Unable to judge
32	Respondents		

Q10. Please rate the following aspects of the UNCP Career Expo: - Employer packet

Count	Percent		
12	37.50%		Excellent
14	43.75%		Good
2	6.25%		Average
0	0.00%		Below average
0	0.00%		Poor
4	12.50%		Unable to judge
32	Respondents		

Q11. Please rate the following regarding your interactions with students at the UNCP Career Expo: - Participation

Count	Percent		
4	12.50%		Excellent
13	40.63%		Good
10	31.25%		Average
4	12.50%		Below average
1	3.13%		Poor
0	0.00%		Unable to judge
32	Respondents		

Q12. Please rate the following regarding your interactions with students at the UNCP Career Expo: - Preparedness

Count	Percent		
3	9.38%		Excellent
13	40.63%		Good
10	31.25%		Average
2	6.25%		Below average
3	9.38%		Poor
1	3.13%		Unable to judge
32	Respondents		

Q13. Please rate the following regarding your interactions with students at the UNCP Career Expo: - Communication skills

Count	Percent		
3	9.38%		Excellent
17	53.13%		Good
7	21.88%		Average
3	9.38%		Below average
2	6.25%		Poor
0	0.00%		Unable to judge
32 Respondents			

Q14. Please rate the following regarding your interactions with students at the UNCP Career Expo: - Professionalism and presentation

Count	Percent		
4	12.50%		Excellent
13	40.63%		Good
10	31.25%		Average
3	9.38%		Below average
2	6.25%		Poor
0	0.00%		Unable to judge
32 Respondents			

Q15. Please rate the following regarding your interactions with students at the UNCP Career Expo: - Content and format of student resumes







Count	Percent		
1	3.13%		Excellent
10	31.25%		Good
3	9.38%		Average
1	3.13%		Below average
1	3.13%		Poor
16	50.00%		Unable to judge
32 Respondents			

Q16. Did UNCP faculty visit you during the UNCP Career Expo?


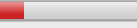




Count	Percent		
23	71.88%		Yes
9	28.13%		No
32 Respondents			

Q17. Please comment on your interactions with faculty:



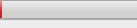



Count	Percent																										
11	100.00%																										
<table border="1"> <thead> <tr> <th>Count</th> <th>Percent</th> <th></th> <th></th> </tr> </thead> <tbody> <tr> <td>1</td> <td>9.09%</td> <td></td> <td>Everyone was very nice and courteous. It was a pleasant experience.</td> </tr> <tr> <td>1</td> <td>9.09%</td> <td></td> <td>I actually spoke only to students who were conducting interviews. No one from the career center approached our booth.</td> </tr> <tr> <td>1</td> <td>9.09%</td> <td></td> <td>it's all good</td> </tr> <tr> <td>1</td> <td>9.09%</td> <td></td> <td>It's very much appreciated when faculty take the time to walk through & say hello.</td> </tr> <tr> <td>1</td> <td>9.09%</td> <td></td> <td>Positive, asked about internships with my agency.</td> </tr> </tbody> </table>				Count	Percent			1	9.09%		Everyone was very nice and courteous. It was a pleasant experience.	1	9.09%		I actually spoke only to students who were conducting interviews. No one from the career center approached our booth.	1	9.09%		it's all good	1	9.09%		It's very much appreciated when faculty take the time to walk through & say hello.	1	9.09%		Positive, asked about internships with my agency.
Count	Percent																										
1	9.09%		Everyone was very nice and courteous. It was a pleasant experience.																								
1	9.09%		I actually spoke only to students who were conducting interviews. No one from the career center approached our booth.																								
1	9.09%		it's all good																								
1	9.09%		It's very much appreciated when faculty take the time to walk through & say hello.																								
1	9.09%		Positive, asked about internships with my agency.																								

1	9.09%		The faculty member I saw was Dr.Sanders and Dr. Burnett. Dr. Sanders always warmly greets and thanks everyone for attending and asks if you need anything. Her staff that assists at the fairs are great too.
1	9.09%		The faculty was excellent! Very professional and helpful, thanks!
1	9.09%		Very friendly and helpful.
1	9.09%		Very helpful - collected several contacts for future correspondence and possible classroom visits
1	9.09%		Very pleasant - They offered to pass info about us to students
1	9.09%		We talked about how important it was for students to do internships during the time which assist them to explore future employment opportunities and networking.
11 Respondents			







Q18. Please rate the following regarding the Career Center staff and Career Peers at the UNCP Career Expo: - Friendliness

Count	Percent		
25	78.13%		Excellent
6	18.75%		Good
1	3.13%		Average
0	0.00%		Below average
0	0.00%		Poor
0	0.00%		Unable to judge
32 Respondents			

Q19. Please rate the following regarding the Career Center staff and Career Peers at the UNCP Career Expo: - Helpfulness

Count	Percent		
24	75.00%		Excellent
7	21.88%		Good
1	3.13%		Average
0	0.00%		Below average
0	0.00%		Poor
0	0.00%		Unable to judge
32 Respondents			

Q20. Please rate the following regarding the Career Center staff and Career Peers at the UNCP Career Expo: - Availability

Count	Percent		
22	68.75%		Excellent
7	21.88%		Good
2	6.25%		Average
1	3.13%		Below average
0	0.00%		Poor
0	0.00%		Unable to judge
32 Respondents			

Q21. Please rate the following regarding the Career Center staff and Career Peers at the UNCP Career Expo: - Promptness

Count	Percent		
22	68.75%		Excellent
7	21.88%		Good
1	3.13%		Average
0	0.00%		Below average
0	0.00%		Poor
2	6.25%		Unable to judge
32 Respondents			

Q22. Please rate the following regarding the Career Center staff and Career Peers at the UNCP Career Expo: - Knowledge

Count	Percent		
21	65.63%		Excellent
8	25.00%		Good
0	0.00%		Average
0	0.00%		Below average
0	0.00%		Poor
3	9.38%		Unable to judge
32 Respondents			

Q23. To what extent did the UNCP Career Expo meet your current recruiting needs?

Count	Percent		
3	9.38%		Completely
8	25.00%		A great deal
12	37.50%		Moderately
8	25.00%		Slightly
1	3.13%		Not at all
32 Respondents			

Q24. Please rate your overall satisfaction with the Fall 2008 UNCP Career Expo:

Count	Percent		
12	37.50%		Very satisfied
13	40.63%		Moderately satisfied
3	9.38%		Neither satisfied nor dissatisfied
3	9.38%		Moderately dissatisfied
1	3.13%		Very dissatisfied
32 Respondents			

Q25. What was the best thing about the UNCP Career Expo?

Count	Percent																						
27	100.00%																						
<table border="1"> <thead> <tr> <th>Count</th> <th>Percent</th> <th></th> <th></th> </tr> </thead> <tbody> <tr> <td>1</td> <td>3.70%</td> <td></td> <td>A great setting and physical arrangement. Well planned and organized.</td> </tr> <tr> <td>1</td> <td>3.70%</td> <td></td> <td>An opportunity to Network.</td> </tr> <tr> <td>1</td> <td>3.70%</td> <td></td> <td>Best thing was all the students that applied for BB&T's part time job.</td> </tr> <tr> <td>1</td> <td>3.70%</td> <td></td> <td>Change in time of fair was good and having a separate fair for educators.</td> </tr> </tbody> </table>				Count	Percent			1	3.70%		A great setting and physical arrangement. Well planned and organized.	1	3.70%		An opportunity to Network.	1	3.70%		Best thing was all the students that applied for BB&T's part time job.	1	3.70%		Change in time of fair was good and having a separate fair for educators.
Count	Percent																						
1	3.70%		A great setting and physical arrangement. Well planned and organized.																				
1	3.70%		An opportunity to Network.																				
1	3.70%		Best thing was all the students that applied for BB&T's part time job.																				
1	3.70%		Change in time of fair was good and having a separate fair for educators.																				

1	3.70%	<input type="text"/>	Directions to parking and shuttle - so easy!! Friendly staff.
1	3.70%	<input type="text"/>	Everyone was helpful and polite
1	3.70%	<input type="text"/>	Great staff and food
1	3.70%	<input type="text"/>	INTERACTION WITH OTHER REPRESENTATIVES
1	3.70%	<input type="text"/>	it's close by and I am comfortable there
1	3.70%	<input type="text"/>	Meeting and talking with the students.
1	3.70%	<input type="text"/>	on line registration
1	3.70%	<input type="text"/>	Organization, set up, event time length, food/beverages
1	3.70%	<input type="text"/>	Set Up
1	3.70%	<input type="text"/>	Talking to under classmen and actually some alumni.
1	3.70%	<input type="text"/>	The Career Center Staff - especially was super friendly and helpful
1	3.70%	<input type="text"/>	The career expo was well organized and professional - all details were taken care of. The staff is very helpful and friendly.
1	3.70%	<input type="text"/>	The Career Staff made themselves very available to help.
1	3.70%	<input type="text"/>	The faculty
1	3.70%	<input type="text"/>	The first hour.
1	3.70%	<input type="text"/>	The information leading up to the event and the facility. the staff was very helpful.
1	3.70%	<input type="text"/>	The number of employers and graduate schools
1	3.70%	<input type="text"/>	The parking and shuttle to the expo and making contact with UNCP representatives.
1	3.70%	<input type="text"/>	The size was just right. Some career fairs are so large I think students get overwhelmed and many programs get lost in the shuffle. The size of this fair enabled students to interact with most of the exhibitors in their area of interest.
1	3.70%	<input type="text"/>	The Staff!
1	3.70%	<input type="text"/>	Turnout of students.
2	7.41%	<input type="text"/>	Well organized

27 Respondents

Q26. What is the most important thing we can do to improve the UNCP Career Expo?

Count Percent

26 100.00% 

Count	Percent		
1	3.85%	<input type="text"/>	????
1	3.85%	<input type="text"/>	Advise students on professionalism and help them to create resumes.
1	3.85%	<input type="text"/>	can't think of anything
1	3.85%	<input type="text"/>	Encourage more student participation at all levels. Also please have it around the same time next year.
1	3.85%	<input type="text"/>	Encourage more students interested in Gradauet School to attend.
1	3.85%	<input type="text"/>	have more students attend. Perhaps make a part of their grade for that day to attend
1	3.85%	<input type="text"/>	Have students do a little research on the organizations that they may be interested in working for. It is frustrating to answer the common question "So what does your organization do?"
1	3.85%	<input type="text"/>	have the students to show up and be open for all types of jobs.
1	3.85%	<input type="text"/>	I am wondering if students that have morning classes scheduled couldn't attend because of the time, perhaps having a little time in the afternoon would attract a wider variety of students. Say for instance 10am-2pm or 11am-3pm.
1	3.85%	<input type="text"/>	I can't think of a thing. It is very well planned and runs so smoothly.
1	3.85%	<input type="text"/>	Increase student participation
1	3.85%	<input type="text"/>	it was well organized with the available space.

1	3.85%	<input type="checkbox"/>	Just keep encouraging as many students as possible to attend
1	3.85%	<input type="checkbox"/>	Our two biggest concerns were that the students were not dressed professionally and many of them seemed like they were there just because they had to be or for the free stuff. I know many we saw were very young so they may not know what they are interested in yet, however they should always make a good first impression. They may never know what school they will be applying to in the future or who their future employer may be.
1	3.85%	<input type="checkbox"/>	Parking
1	3.85%	<input type="checkbox"/>	possibly more participation from seniors and juniors
1	3.85%	<input type="checkbox"/>	Prepare the students for the event - have them bring resumes and be professionally dressed. Many students really didn't have any main objective for being there.
1	3.85%	<input type="checkbox"/>	Prepare the students. Separate employers from grad schools and prepare students for the layout.
1	3.85%	<input type="checkbox"/>	Provide water to drink. Our mouths get dry talking for 3 hours.
1	3.85%	<input type="checkbox"/>	Really can't think of much
1	3.85%	<input type="checkbox"/>	Sending a reminder email a couple of days in advance. If one was sent, I did not receive it.
1	3.85%	<input type="checkbox"/>	The on-line registration did not work for me, I had to call and register.
1	3.85%	<input type="checkbox"/>	The space next to each table was too tight
1	3.85%	<input type="checkbox"/>	Try grouping vendors by type (i.e all grad schools together, etc).
1	3.85%	<input type="checkbox"/>	Would like to see a bigger turnout with more involvement from the pre-law department.
1	3.85%	<input type="checkbox"/>	Your students did not appear prepared. I saw several students in strapless dresses, flip flops, sweatpants and the infamous shirt: "Your campus resource for sex, drugs and rock and roll"

26 Respondents

Q27. Was this your first visit to UNCP for on-campus recruiting?

Count	Percent		
17	53.13%	<input checked="" type="checkbox"/>	Yes
15	46.88%	<input type="checkbox"/>	No

32 Respondents

Q28. Will you attend a future Career Expo at UNCP?

Count	Percent		
31	96.88%	<input checked="" type="checkbox"/>	Yes (please explain why)

Count	Percent		
1	3.23%	<input type="checkbox"/>	Because I want to get the internship offerings out to as many schools as possible. And this was my first opportunity to recruit at your campus.
1	3.23%	<input type="checkbox"/>	because it's a state school and I'd like to support it, but it would be nice if there was a larger turnout
1	3.23%	<input type="checkbox"/>	count me in!!!
1	3.23%	<input type="checkbox"/>	Even if we do not attend the Expo we will still do onsite recruitment to target the specific schools/degree programs and let the students know what is available to them.
1	3.23%	<input type="checkbox"/>	First of all it is such a friendly and helpful atmosphere...but more than that we have a strong commitment to recruit individuals with a Native American background.
1	3.23%	<input type="checkbox"/>	Good students Very diverse student body
1	3.23%	<input type="checkbox"/>	Great event overall with very interested, well-prepared students
1	3.23%	<input type="checkbox"/>	I believe in UNCP and I believe in your students even if this was a poor showing.
1	3.23%	<input type="checkbox"/>	I get many resumes and hire many of the students for the PT jobs at BB&T in Lumberton.
1	3.23%	<input type="checkbox"/>	I like the campus and the faculty. I always feel very welcome. We have hired several alumni and they have done well with our company.
1	3.23%	<input type="checkbox"/>	I think it is important to give the UNCP Students as much information as possible about their options at ASU.

1	3.23%	<input type="text"/>	If I have future job openings.
1	3.23%	<input type="text"/>	Our program - Bryan MBA - is a very good match for prospective MBA students from UNCP.
1	3.23%	<input type="text"/>	Receiving more interest in our program over the past 3 years.
1	3.23%	<input type="text"/>	Spoke with a lot of students.
1	3.23%	<input type="text"/>	The Dean is aware that it was a favorable experience.
1	3.23%	<input type="text"/>	The event is well planned and will improve each year.
1	3.23%	<input type="text"/>	UNC-P represents or has a diverse student body.
1	3.23%	<input type="text"/>	We are trying to increase the diversity of our graduate school population. Pembroke has a high population of Native American and African American students, whom we would like to interest in attending graduate school.
1	3.23%	<input type="text"/>	We usually have good attendance/interest and more students dressed professionally. We are hoping that this expo was just an off day for us. We also had a few representatives do an information session the next night and I do believe that the attendance was good for this event.

1 3.13% No (please explain why not)

Count	Percent		
1	100.00%	<input type="text"/>	The quality of the students was not adequate to justify paying to attend your career fairs in the future. None of the students were professional in dress or mannerism. Almost no one had a resume prepared or seemed to have put any thought into their visit to the fair.

32 Respondents