



A Snapshot of Students

The University of North Carolina at Pembroke

Dr. Beverly King

Assistant Vice Chancellor, Institutional Effectiveness



[Assessment](#)
[College Portrait](#)
[Data Resources](#)
[Data Request Form](#)
[FactBook](#)
[Peer Institutions](#)
[Qualtrics](#)
[Strategic Planning](#)

[Contact Us](#)
[About Us](#)

CONTACT INFO

**Institutional
Effectiveness**
PO Box 1510
Pembroke, NC 28372

Phone: 910.775.4375
Fax: 910.775.4377
[Email Us](#)

Location: Lumbee Hall,
Room 434
[Campus Map](#)



The Office of Institutional Effectiveness serves as the central office for maintenance of data regarding UNCP students, faculty, and staff as well as institutional programs, services, facilities, and operations.

In addition, the Office of Institutional Effectiveness:

- generates reports from this data which are used internally to support institutional decision making and disseminated to the University of North Carolina's Office of the President and other external agencies.
 - responds to requests for specific types of data about the university from both internal and external constituencies.
 - conducts special projects that make use of this data for detailed statistical analysis and hypothesis testing.
 - compiles the university's Fact Book and Common Data Set.
- creates the College Portrait as part of UNCP's participation in the Voluntary System of Accountability (<http://www.collegeportraits.org/NC/UNCP>).
 - directs institution-wide student and staff assessment efforts, prepares analyses of results, and distributes these to the campus community.
 - serves as a resource for survey and questionnaire research conducted by and for UNCP faculty and staff.
 - prepares enrollment projections annually as part of the UNC system's state appropriations request.
 - coordinates strategic planning for the university (<http://www.uncp.edu/ie/sp/>).



**GETTING TO
KNOW UNCP?**

START HERE »

**APPLY
TO UNCP**

**UNIVERSITY
CALENDAR**

UNCP NEWS & EVENTS

[UNCP honors its
graduating veterans and
active duty soldiers](#)

[GREAT EXPECTATIONS:
It's 'California or Bust'
for Basketball Team](#)

[SUMMER SCHEDULE:
Some offices to close on
Friday afternoons](#)

[UNCP-FTCC sign
education accord with
Special Forces](#)

[UNC Pembroke
celebrated 670
graduates](#)

[Smithsonian's Kevin
Gover comes to
Pembroke](#)

Fun facts about today's student

(<https://www.beloit.edu/mindset/2016/>)



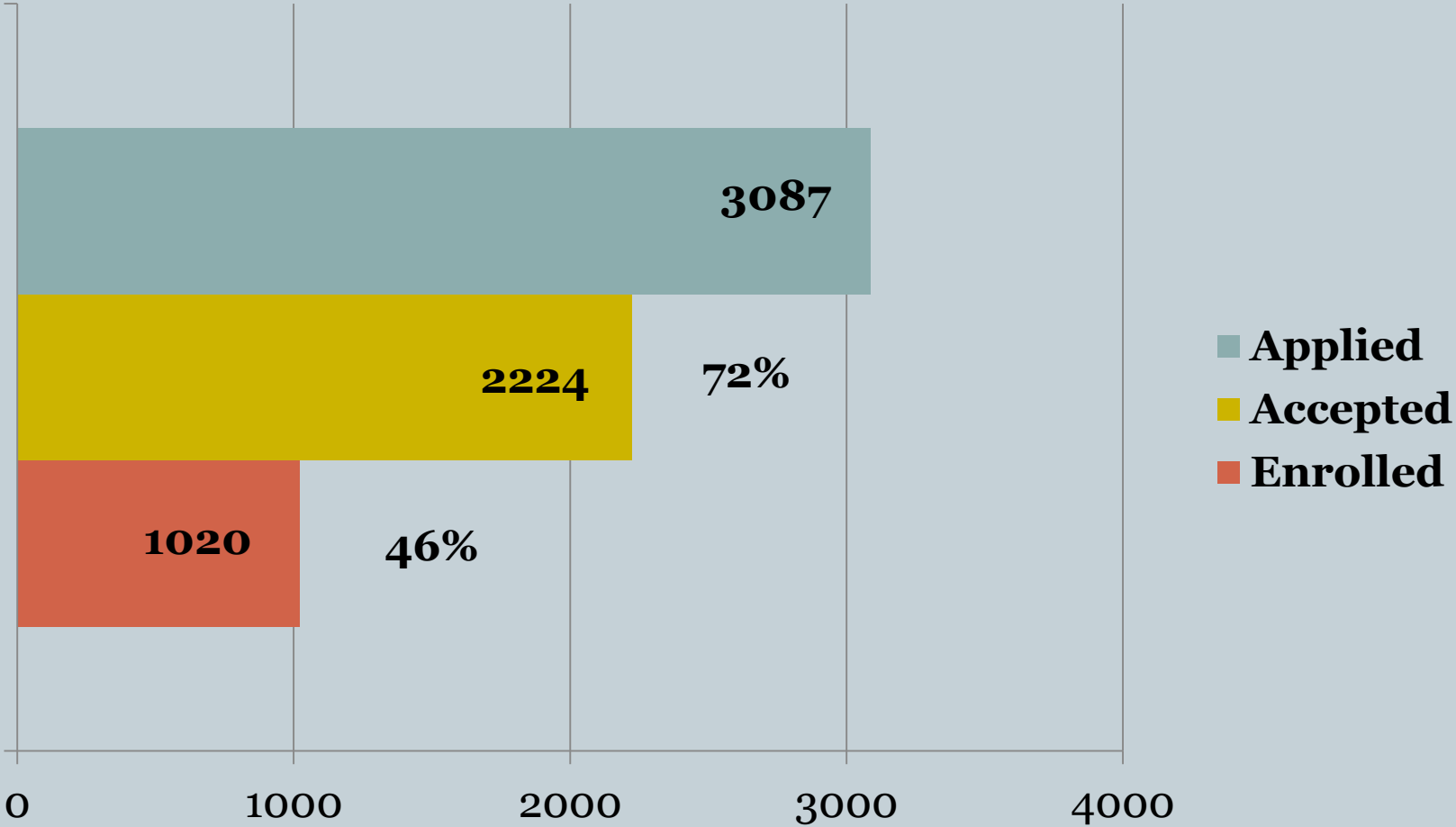
- **They have never seen an airplane “ticket.”**
- Exposed bra straps have always been a fashion statement, not a wardrobe malfunction to be corrected quietly by well-meaning friends.
- **There have always been blue M&Ms, but no tan ones.**
- Simba has always had trouble waiting to be King.
- **History has always had its own channel.**
- They watch television everywhere but on a television.

First-year admission requirements

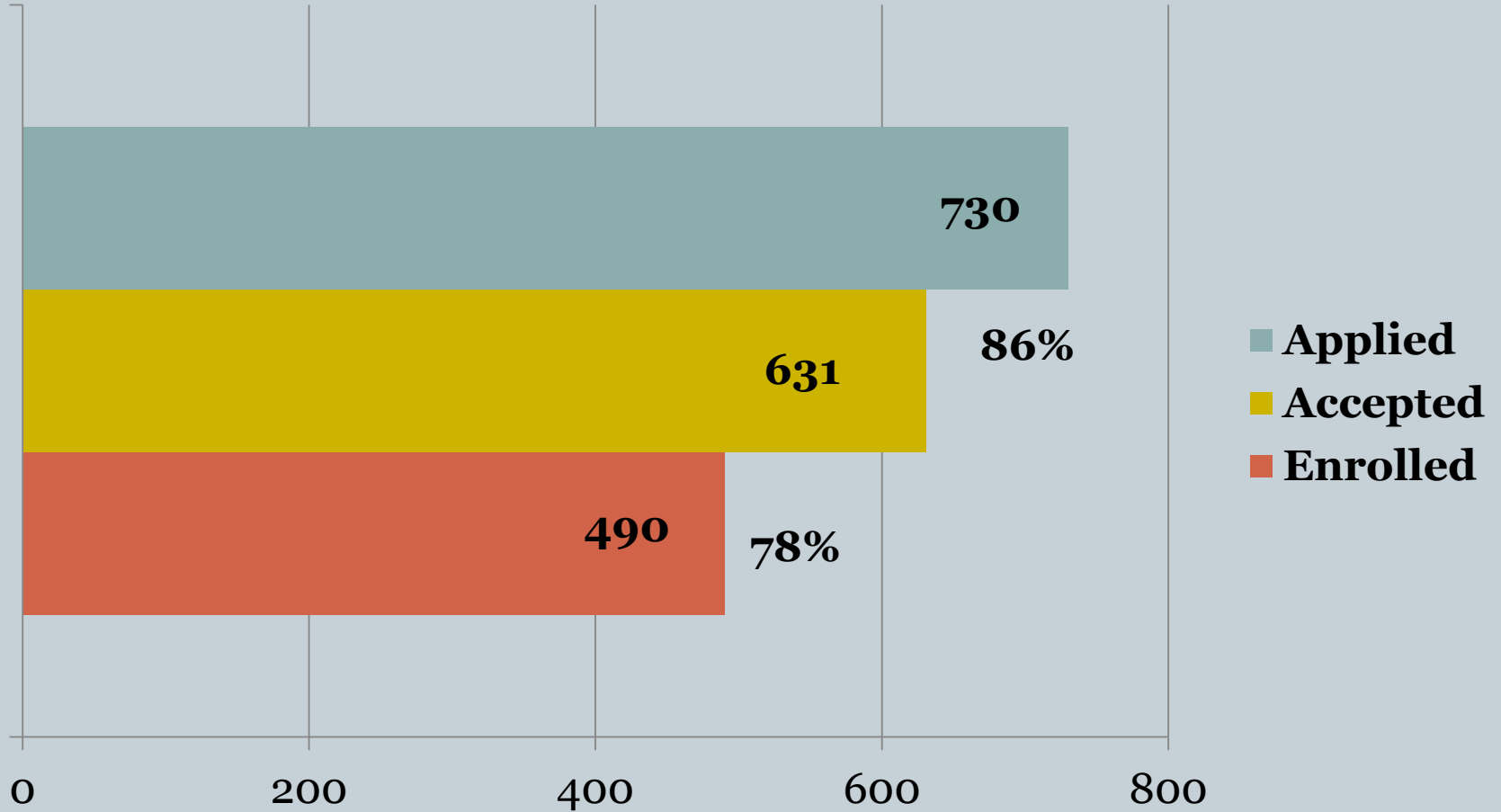


- **Combined SAT (Reading & Math) of at least 840**
- **High school GPA of at least 2.7**
- **High school courses:** 4 years of English; algebra I, II, geometry (or their equivalents), & (if graduating from high school in December 2005 or later) 1 year of advanced mathematics beyond algebra II; 3 years of science including a year each of physical, biological and laboratory science; 2 years of social studies including 1 of U.S. history, plus 2 years of a foreign language.

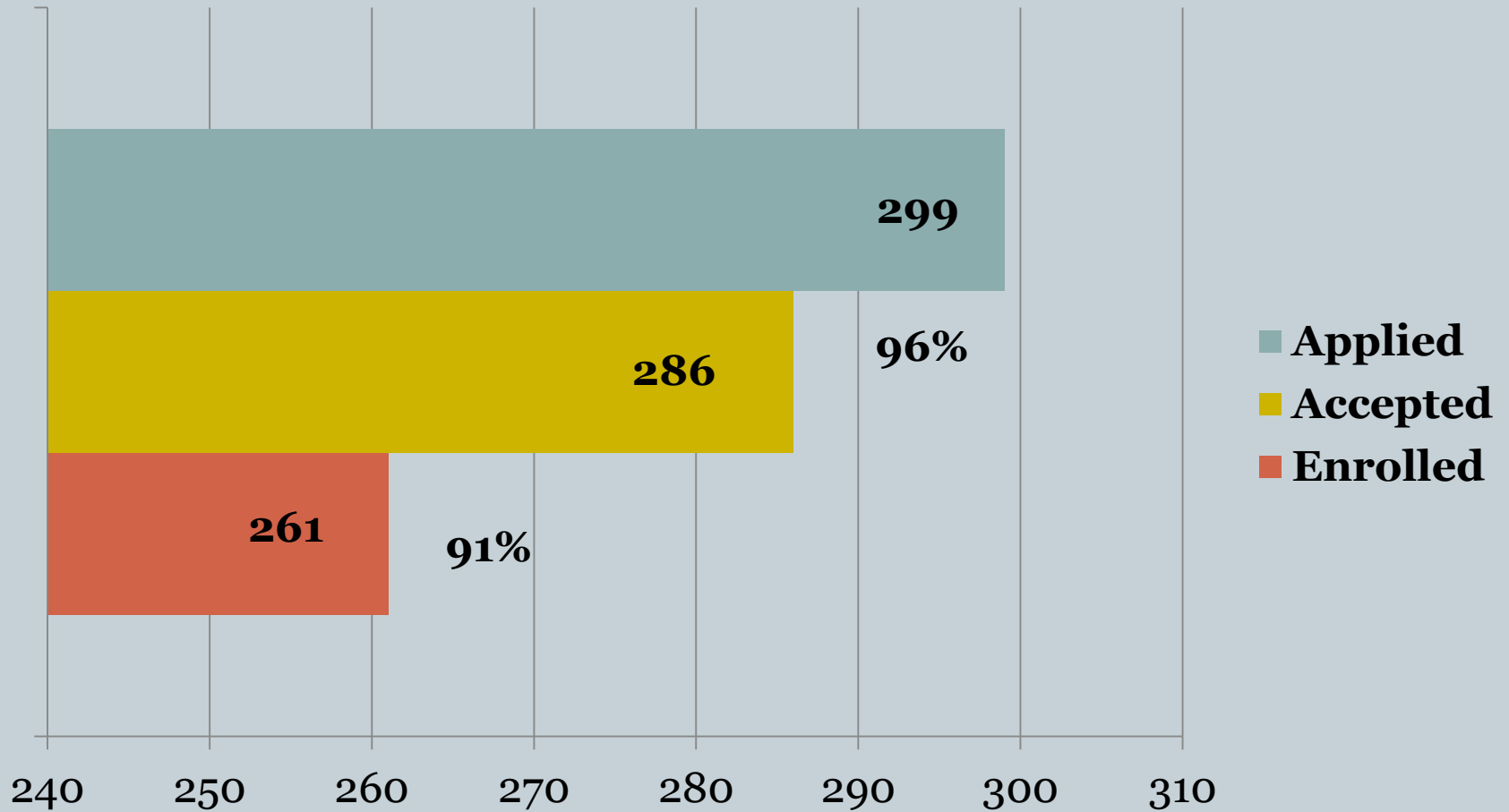
First-time, full-time undergraduates: Fall 2012



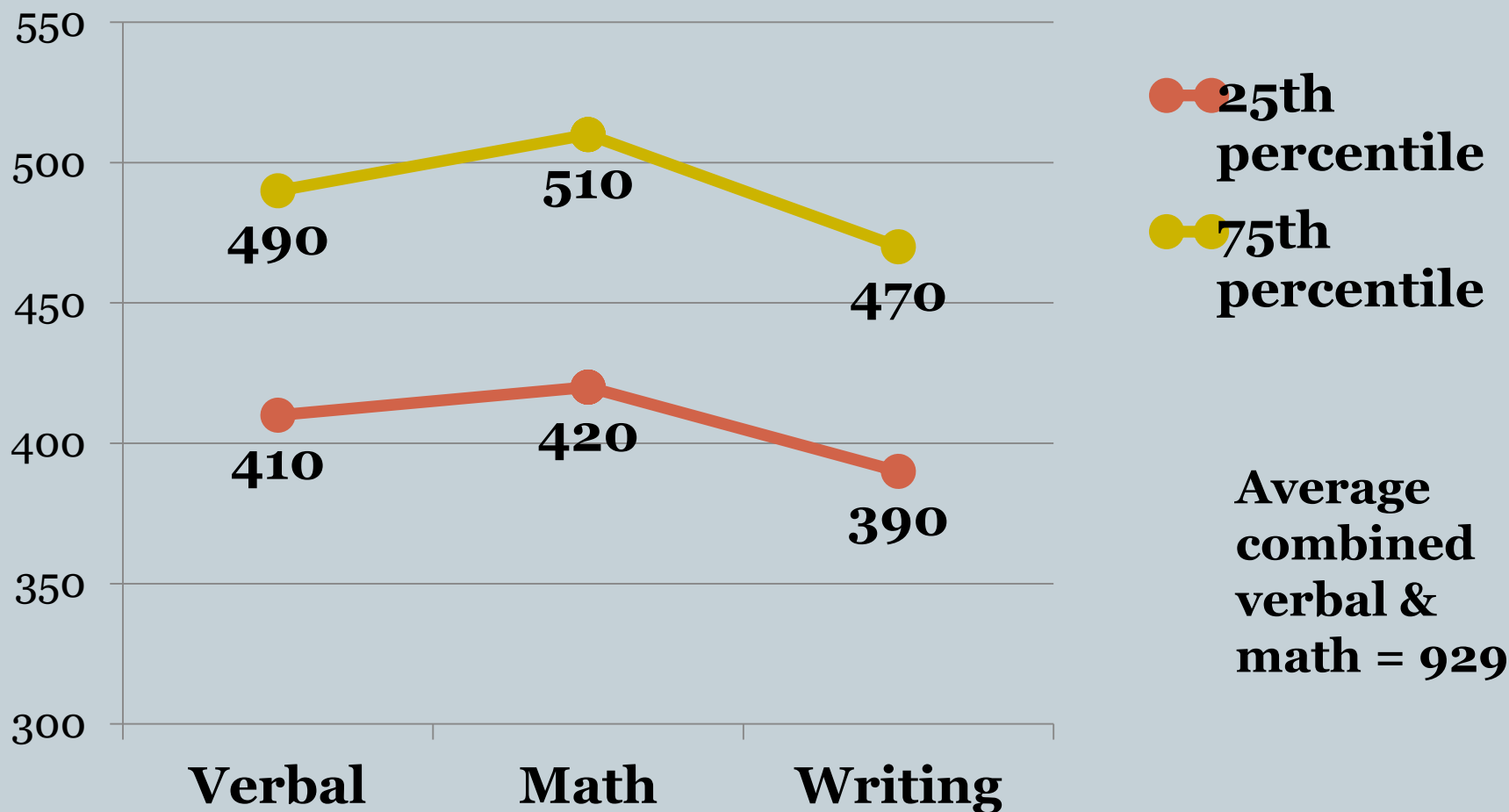
New degree-seeking transfers: Fall 2012



New graduate students: Fall 2012



SAT scores, first-time full-time students: Fall 2012



First-time, full-time: Fall 2012



High School Rank in Quintiles	
Top fifth	24%
Second fifth	30%
Third fifth	24%
Fourth fifth	12%
Bottom fifth	3%

Average high school GPA = 3.29



*UNCP
Student
services
survey,
Fall 2012*

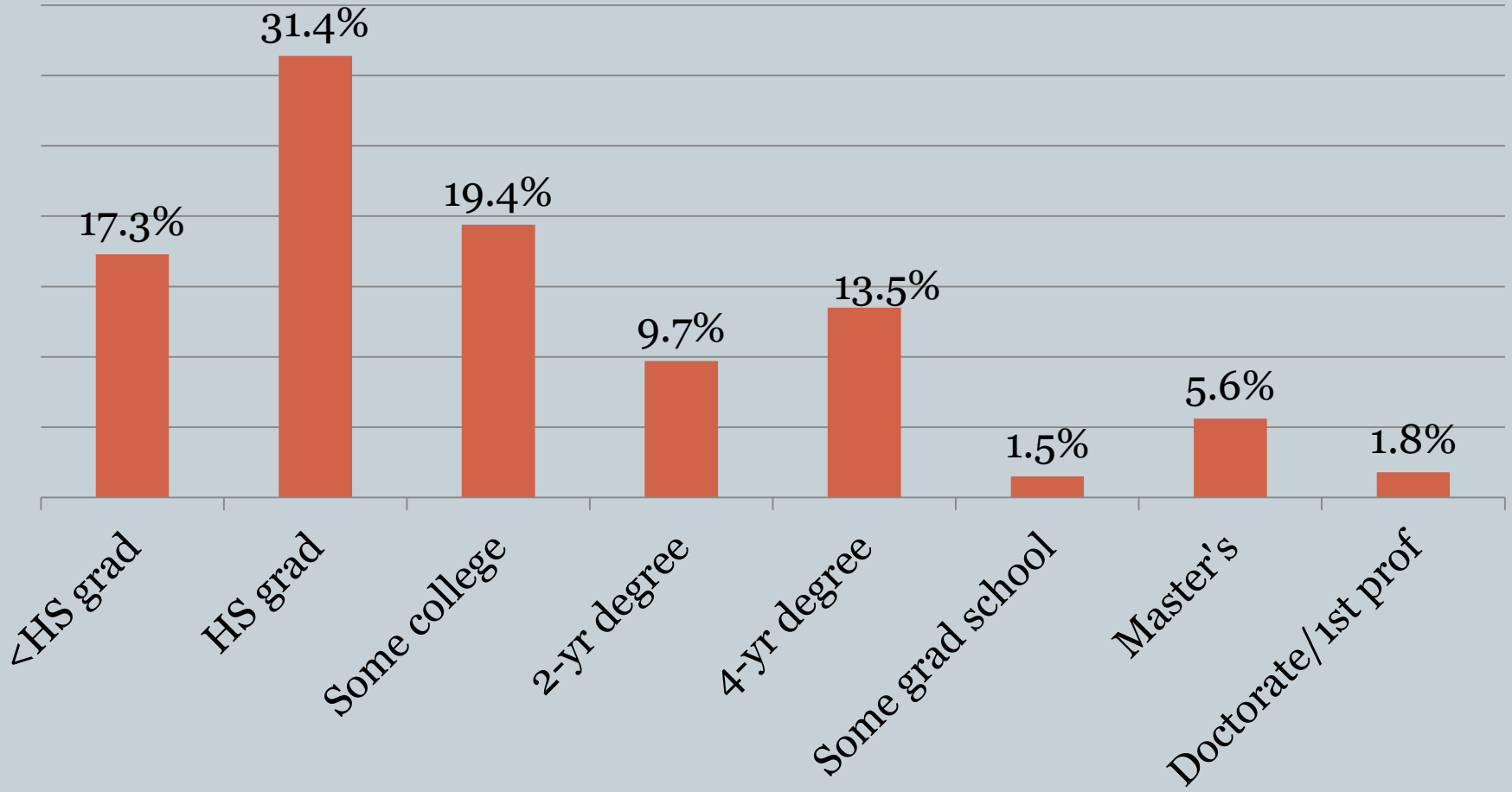
*N=344
undergraduates*



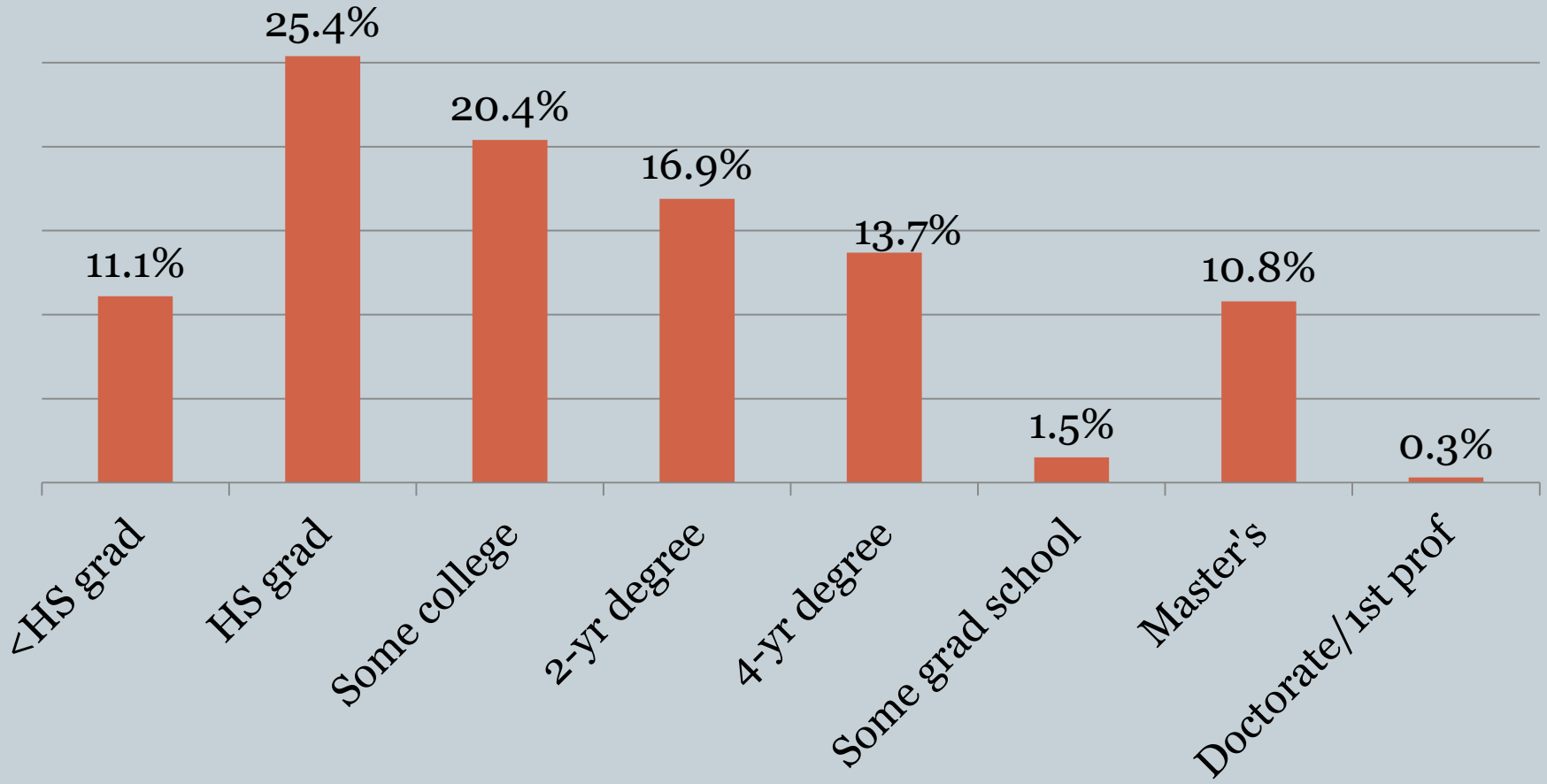
Family income (pre-tax)



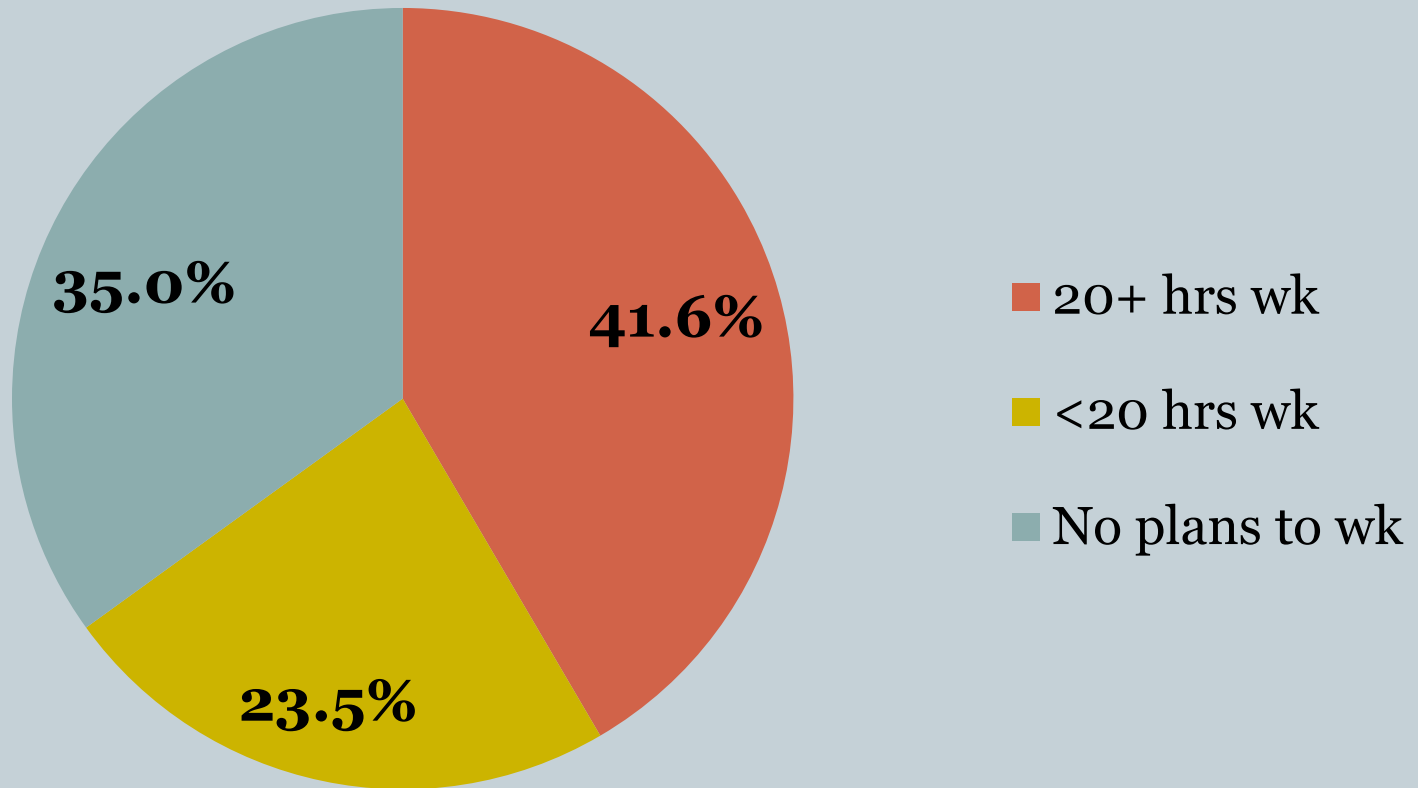
Father (or male guardian) educational attainment



Mother (or female guardian) educational attainment



Plans for employment, 1st semester



Student demographics: Fall 2012

Total headcount=6269



Undergraduate, N=5504 (88% of student body)		
Men	2131	38.7%
Women	3373	61.3%
Full-time	4432	80.5%
Part-time	1072	19.5%
In-state	5303	96.3%
Out-of-state	201	3.7%

Student demographics: Fall 2012

Total headcount=6269



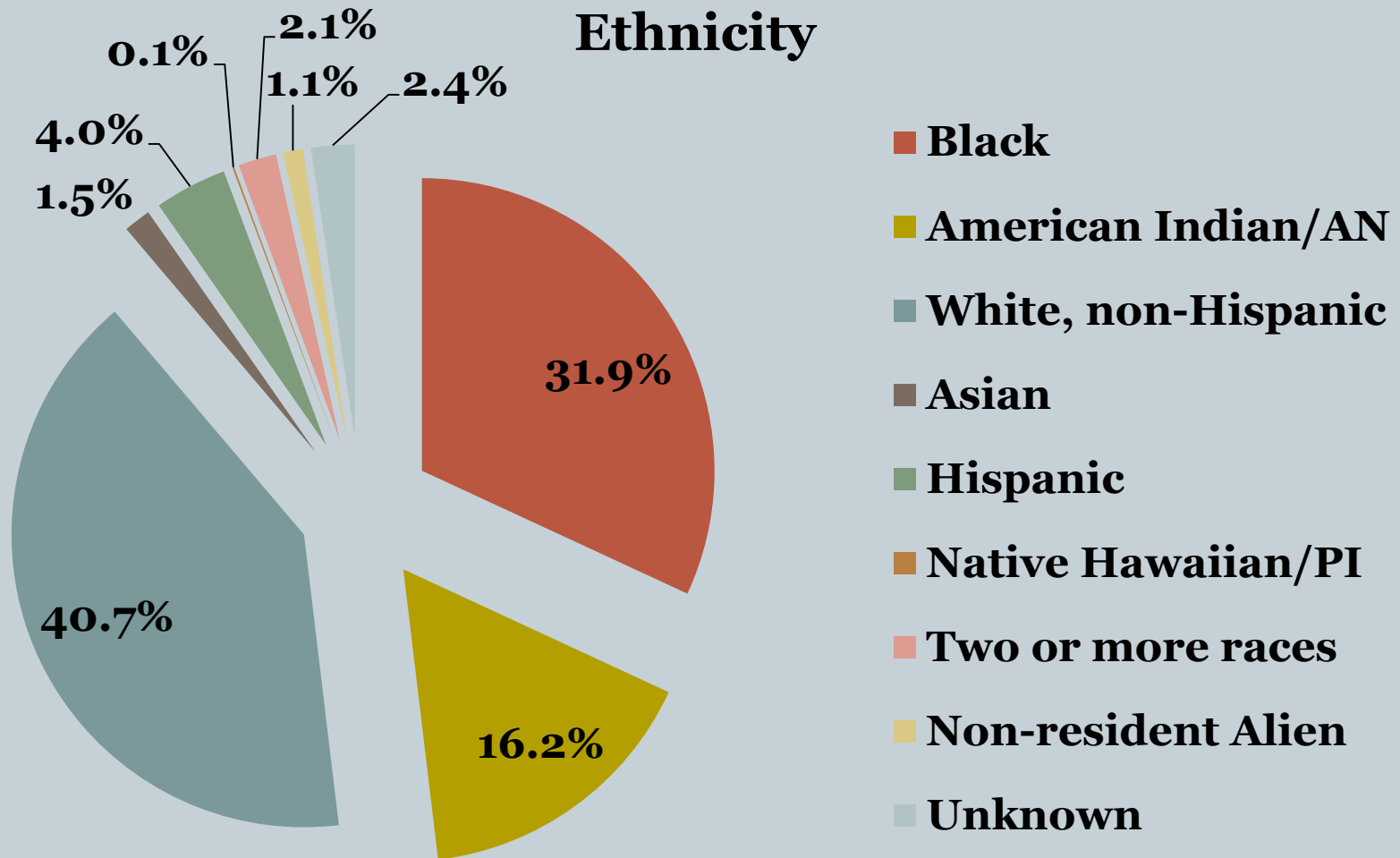
Graduate, N=765 (12% of student body)		
Men	209	27.3%
Women	556	72.7%
Full-time	170	22.2%
Part-time	595	77.8%
In-state	741	96.9%
Out-of-state	24	3.1%

Student demographics: Fall 2012

All students



Ethnicity



Student demographics: Fall 2012



- **Countries represented in student body: 19**
- **States besides NC represented in student body: 25 + DC**
- **Students from service region (Robeson & 12 other surrounding counties): 74%**
- **Students from Robeson County: 28%**

Student demographics: Fall 2012



- **Full-time first-time students receiving any type of financial aid: 88%**
- **Students 25 or older: 30%**
- **Student to faculty ratio: 15 to 1**
- **Average class size: 21**
- **SCHs generated by online courses, 2011-2012 academic year: 25%**

Graduation/retention



- **Number degrees awarded July 1, 2011 to June 30, 2012:**
 - Bachelors: 905
 - Masters: 214
- **Fall 2011 cohort FTFT retention rate: 64%**
- **Fall 2006 cohort FTFT degree-seeking 6-year graduation rate: 34%**



A Snapshot of Students

The University of North Carolina at Pembroke

Questions?

